

---

# File Type PDF Eurosec Alarm Installation Manual

---

Thank you for reading **Eurosec Alarm Installation Manual**. Maybe you have knowledge that, people have look hundreds times for their favorite readings like this Eurosec Alarm Installation Manual, but end up in harmful downloads.

Rather than enjoying a good book with a cup of coffee in the afternoon, instead they cope with some infectious virus inside their laptop.

Eurosec Alarm Installation Manual is available in our digital library an online access to it is set as public so you can get it instantly. Our digital library spans in multiple countries, allowing you to get the most less latency time to download any of our books like this one.

Kindly say, the Eurosec Alarm Installation Manual is universally compatible with any devices to read

---

## **BPCOX4 - MONROE LOGAN**

---

### **Instructions for a Eurosec Alarm**

Installation Manual eurosec I n t r o d u c t i o n Introduction The eurosec control panel is supplied as a blank fronted end station complete with LCD RKP. Up to 3 additional may be fitted if required. The unit is fully programmable by the installation and comes pre-programmed with a set of factory defaults that will suit most installations. Seven

### **EUROSEC CPX INSTALLATION MANUAL PDF**

Proceed to the keypad and enter a valid User Code. Display After an Alarm. If an

alarm occurs when the system is set, the cause of the alarm will be displayed for 10 seconds after you unset the system. Page 9: Resetting After An Alarm Resetting After an Alarm After an alarm the system needs to be reset.

By clicking the 'Get a Free Quote' button below, I agree that an ADT specialist may contact me via text messages or phone calls to the phone number provided by me using automated technology about ADT offers and consent is not required to make a purchase.

Eurosec Cpx Installation Manual This eurosec alarm pr5208 manual will contain a

general description of the item, the name and procedures of the EUROSEC CPX INSTALLATION MANUAL. ence will be made to the User Code, the factory set default is 5678. This code is the customer details at the rear of this manual for information. Part Set.

Download now any manual for EUROSEC PR5648 REV 1. Operating instructions, user manual, owner's manual, installation manual, workshop manual, repair manual. User Manual EUROSEC CP8 - This User Manual - also called owner's manual or operating instructions - contains all information for the user to make full use of the product.

### **Eurosec Alarm Installation Manual**

Eurosec CP8 Manuals G-Tag Fob Legislation contained within DD does euowec allow for the transmission of confirmed alarm signals once the entry time has started if the user of the security system is using a manual code entered into the keypad. I've forgotten my password. Use a Master code to reset the system.

CPX is System G-Tag compatible offering flexible proximity control via G-Tag keyfobs. RISCO Group's wide range of wireless accessories are available for those difficult to reach locations and for reducing installation time. The CPX enables end-users to receive alarm notification either via Voice (Vo-Comm) or via Central Station.

### **Eurosec CP8L Control Panel | RISCO UK**

Enter your user code at any time to abort your exit and disarm the alarm. Enter your user code and press the "Part" button. This will activate one of the three zones you can use. The installer will help you set up zones during installation.

### **C CPP88LL LLCCDD UUSSEERR MMAANNUUAALL - Kent Alarms**

Do You Have A Project We Can Help With?

EUROSEC AUTOMATION & SECURITY SYSTEMS Eurosec Automation and Security Systems L.L.C. is a privately-owned company based in Dubai with over 10 years of experience in the Security Industry. We currently operate with branches in Abu Dhabi, Dubai, Sharjah, ...

EUROSEC - PR5648 REV (Installation Manual) Installation Manual EUROSEC PR5648 REV - This Installation Manual provides instructions on how to setup, mount and install the product. Reading the Official Installation Manual is the safest way to preserve the legal guarantee in setting up the product properly.

View & download of more than 8 Eurosec PDF user manuals, service manuals, operating guides. Control panel user manuals, operating guides & specifications. ... EUROSEC Manuals; EUROSEC manuals Manualslib has more than 8 EUROSEC manuals. Car Alarm. Models Document Type ; E50 : User Manual: ... User Manual • User Manual • Installation ...

**EUROSEC CPX INSTALLATION MANUAL PDF - Bro PDF Home | EUROSEC EUROSEC CP8L USER MANUAL Pdf**

### **Download.**

User Manual for Eurosec PR Domestic Intruder Alarm - Fixya Page 17 Manual is entered in a similar way that you would enter text on a mobile telephone. The exit tone will now sound. If an alarm occurs when the system is set, the cause of the alarm will be displayed for 10 seconds after you unset the system.

Intruder Alarm Systems Our team of expert designers will carry out a full site survey and will consult with you to design a system to meet your specific requirements. "Whether you require protection for your home, small business or a large complex we can offer a security solution to meet your needs.

### **Security Systems, Intruder Alarms, CCTV & Fire Alarms ...**

#### **Eurosec CPX | RISCO UK**

#### **Intruder Alarm Systems - Newport - Cardiff - Eurosec**

#### **Eurosec Cpx Installation Manual - WordPress.com**

#### **Eurosec Pr5208 Rev1.0 User Manual - storageprogram**

#### **About us | EUROSEC**

Display After an Alarm. If an alarm occurs when the system is set, the cause of the alarm will be displayed for 10 seconds after you unset the system. 1) The display will show, for example:-2) Then, after 10 seconds the display will show:- 3) To view the cause of the alarm again, enter your User code. Then press 0.!! ! ALARM !! ! Zone 4

EuroSec are a team of experienced security specialists based in Newport and Cardiff operating throughout South Wales, South West Wales and the West Country. For more than two decades, we have specialised in the design, installation, and continuous maintenance of security systems, intruder alarms and fire protection solutions. Call us today





### **EUROSEC PR5208 MANUAL PDF - PDF for Kids**

### **Eurosec User Manuals Download - ManualsLib**

Basic user instructions for Eurosec CP8L intruder alarm control panel. ... KERUI G18 Wireless Home and Business Security Alarm System DIY Kit with Auto Dial, Motion Detectors - Duration: 13:03.

### **CP8L LCD INSTALLATION INSTRUCTIONS**

### **CTIONS**

Replace the .. The Eurosec CP8 LCD has two log modes. These are: a). gardtec eurosec cpx installation manual · Home · Blog · About · Press · Contact · Home · Blog · About · Press · Contact. Powered by     . A range of alarm system user guides and manuals for owners and clients.

### **EuroSec CP8L Control Panel**

Eurosec automation and security systems LTD. is a privately-owned company based in the UK with over 10 years of experience. Eurosec is a full-service security systems and ICT technology integration company for both commercial and residential.

### **EUROSEC PR5648 REV 1 User's guide, Instructions manual ...**

The eurösec CP8L LCD control panel has successfully undergone a number of severe test routines by one of the leading trade magazines. These tests covered features, electronics, casing, value and reliability. As a result of these tests the eurösec CP8L was shown to be the basis of a sophisticated and flexible system.

### **Eurosec Alarm Installation Manual**

Proceed to the keypad and enter a valid User Code. Display After an Alarm. If an alarm occurs when the system is set, the cause of the alarm will be displayed for 10 seconds after you unset the system. Page 9: Resetting After An Alarm Resetting After an Alarm After an alarm the system needs to be reset.

### **EUROSEC CP8L USER MANUAL Pdf Download.**

View & download of more than 8 Eurosec PDF user manuals, service manuals, operating guides. Control panel user manuals, operating guides & specifications. ... EUROSEC Manuals; EUROSEC manuals Manualslib has more than 8 EUROSEC manuals. Car Alarm. Models Document Type ; E50 : User Manual: ... User Manual • User Manual • Installation ...

### **Eurosec User Manuals Download - ManualsLib**

Installation Manual eurosec I n t r o d u c t i o n Introduction The eurosec control panel is supplied as a blank fronted end station complete with LCD RKP. Up to 3 additional may be fitted if required.The unit is

fully programmable by the installation and comes pre-programmed with a set of factory defaults that will suit most installations. Seven

### **CP8L LCD INSTALLATION INSTRUCTIONS**



Enter your user code at any time to abort your exit and disarm the alarm. Enter your user code and press the "Part" button. This will activate one of the three zones you can use. The installer will help you set up zones during installation.

#### **Instructions for a Eurosec Alarm**

User Manual for Eurosec PR Domestic Intruder Alarm – Fixya Page 17 Manual is entered in a similar way that you would enter text on a mobile telephone. The exit tone will now sound. If an alarm occurs when the system is set, the cause of the alarm will be displayed for 10 seconds after you unset the system.

### **EUROSEC PR5208 MANUAL PDF - PDF for Kids**

Replace the .. The Eurosec CP8 LCD has two log modes. These are: a). gardtec eurosec cpx installation manual · Home ·

Blog · About · Press · Contact · Home · Blog · About · Press · Contact. Powered by   . A range of alarm system user guides and manuals for owners and clients.

### **EUROSEC CPX INSTALLATION MANUAL PDF**

Eurosec CP8 Manuals G-Tag Fob Legislation contained within DD does eurosec allow for the transmission of confirmed alarm signals once the entry time has started if the user of the security system is using a manual code entered into the keypad. I've forgotten my password. Use a Master code to reset the system.

### **EUROSEC CPX INSTALLATION MANUAL PDF - Bro PDF**

EUROSEC - PR5648 REV (Installation Manual) Installation Manual EUROSEC PR5648 REV - This Installation Manual provides instructions on how to setup, mount and install the product. Reading the Official Installation Manual is the safest way to preserve the legal guarantee in setting up the product properly.

### **EUROSEC PR5648 REV 1 User's guide,**

### **Instructions manual ...**

Basic user instructions for Eurosec CP8L intruder alarm control panel. ... KERUI G18 Wireless Home and Business Security Alarm System DIY Kit with Auto Dial, Motion Detectors - Duration: 13:03.

### **EuroSec CP8L Control Panel**

The eurosec CP8L LCD control panel has successfully undergone a number of severe test routines by one of the leading trade magazines. These tests covered features, electronics, casing, value and reliability. As a result of these tests the eurosec CP8L was shown to be the basis of a sophisticated and flexible system.

### **Eurosec CP8L Control Panel | RISCO UK**

Download now any manual for EUROSEC PR5648 REV 1. Operating instructions, user manual, owner's manual, installation manual, workshop manual, repair manual. User Manual EUROSEC CP8 - This User Manual - also called owner's manual or operating instructions - contains all information for the user to make full use of the product.

### **Eurosec Pr5208 Rev1.0 User Manual - storageprogram**

Display After an Alarm. If an alarm occurs when the system is set, the cause of the alarm will be displayed for 10 seconds after you unset the system. 1) The display will show, for example:-2) Then, after 10 seconds the display will show:- 3) To view the cause of the alarm again, enter your User code. Then press 0.!! ! ALARM !! ! Zone 4

### **C CPP88LL LLCCDD UUSSEERR MMAANNUUAALL - Kent Alarms**

EuroSec are a team of experienced security specialists based in Newport and Cardiff operating throughout South Wales, South West Wales and the West Country. For more than two decades, we have specialised in the design, installation, and continuous maintenance of security systems, intruder alarms and fire protection solutions. Call us today

### **Security Systems, Intruder Alarms, CCTV & Fire Alarms ...**

Do You Have A Project We Can Help With? EUROSEC AUTOMATION & SECURITY SYS-

TEMS Eurosec Automation and Security Systems L.L.C. is a privately-owned company based in Dubai with over 10 years of experience in the Security Industry. We currently operate with branches in Abu Dhabi, Dubai, Sharjah, ...

### **About us | EUROSEC**

CPX is System G-Tag compatible offering flexible proximity control via G-Tag keyfobs. RISCO Group's wide range of wireless accessories are available for those difficult to reach locations and for reducing installation time. The CPX enables end-users to receive alarm notification either via Voice (Vo-Comm) or via Central Station.

### **Eurosec CPX | RISCO UK**

Eurosec automation and security systems LTD. is a privately-owned company based in the UK with over 10 years of experience. Eurosec is a full-service security systems and ICT technology integration company for both commercial and residential.

### **Home | EUROSEC**

Intruder Alarm Systems Our team of expert designers will carry out a full site sur-

vey and will consult with you to design a system to meet your specific requirements. "Whether you require protection for your home, small business or a large complex we can offer a security solution to meet your needs.

### **Intruder Alarm Systems - Newport - Cardiff - Eurosec**

Eurosec Cpx Installation Manual This eurosec alarm pr5208 manual will contain a general description of the item, the name and procedures of the EUROSEC CPX INSTALLATION MANUAL. ence will be made to the User Code, the factory set default is 5678. This code is the customer details at the rear of this manual for information. Part Set.

### **Eurosec Cpx Installation Manual - WordPress.com**

By clicking the 'Get a Free Quote' button below, I agree that an ADT specialist may contact me via text messages or phone calls to the phone number provided by me using automated technology about ADT offers and consent is not required to make a purchase.